

Adopt-a-Tree

adoptatree.greenovateboston.org
#AdoptATree

The concrete jungle is hard on a young tree, but with your help, the City of Boston's young street trees have a better chance of survival!

LOCATE a tree on our Tree Map at the link above.

Click on a tree to get started!

Can't find your young street tree? Add it!



SHARE your experience.

Send a picture of your beautiful tree pit to info@greenovateboston.org.

We'll post on the website so others can see!



Why Adopt a Tree? *Because they help us...*

- Stay cool on the hottest days
- Breathe easier by cleaning the air
- Stay safe from wind, rain, and snow
- Experience nature right in our city!



LEARN about tree care.


Read the guide on the back, and navigate to the link above to learn more.

You can also get a tree care kit while supplies last.



**GREENOVATE
BOSTON**

Greenovate Boston is a collective movement to ensure a greener, healthier, and more prosperous future for the City by meeting the City's goal of reducing greenhouse gas emissions 25% by 2020 and 80% by 2050



Adopt-a-Tree GUIDE

WATER WEEKLY

From May to October, give the tree 15 gallons and 20 gallons a week if it's really hot. If you see a green bag around the tree, fill it up all the way!

QUICK TIPS:

- ☐ Water in the morning.
- ☐ Water the tree all at once during the week, instead of in bits.

MULCH AND WEED

Mulch keeps the soil moist and at an even temperature during the winter and the summer. It also provides nutrients to the tree when it breaks down.



QUICK TIPS:

- ☐ Mulch out, not up, in a donut shape. Clear the space nearest the tree.
- ☐ Remove mulch from previous years.




ADDITIONAL RESOURCES

Go to adoptatree.greenovateboston.org to learn more!

Email: info@greenovateboston.org

Follow: #AdoptATree



-  ...Adopt a tree that's not one planted by the City of Boston. The tree should be surrounded by sidewalk.
-  ...Cut leaves or branches. The City of Boston staff will take care of that.
-  ...Dig around the tree even to plant flowers. Tree roots, which are 6-8 inches below the surface, may get damaged!

KEEP THE PIT CLEAN AND PROTECTED

Trash and debris covering the tree pit prevent water and air from flowing freely. Pull out weeds, dispose of litter, and keep your pets away.

QUICK TIPS:

- ☐ Keep your eyes out for pests - the Asian Longhorned Beetle is especially pesky
- ☐ Check if tree guards are approved in your neighborhood. Install one if possible.



Greenovate Boston is a collective movement to ensure a greener, healthier, and more prosperous future for the City by meeting the City's goal of reducing greenhouse gas emissions 25% by 2020 and 80% by 2050

